

HOLLY'S PAPER FLOWER



WHAT YOU WILL NEED:



coloured paper



lollipop stick



glue




scissors

STEP 1




Cut four heart shapes from a coloured paper.

STEP 2




Cut two circles from another coloured paper.

STEP 3




Glue two heart shapes on top of the circle horizontally. The pointy part of the heart shape must be facing.

STEP 4



Glue the two other heart shapes on top of the circle vertically.

STEP 5



Glue the other circle on top of the heart petals.

STEP 6



Glue the lollipop stick at the back of the heart petals.

STEP 7



Cut out two leaf shapes.

STEP 8



Glue the leaves at the back and bottom part of the lollipop stick.
Well done!