


ROSIE'S WATERMELON FAN CRAFT



WHAT YOU WILL NEED:



coloured paper



coloured lollipop sticks



black marker



scissors



glue

STEP 1




Glue four lollipop sticks together to create the fan's holder.

STEP 2




Cut a half-circle from a red coloured paper.

STEP 3



Draw watermelon seeds using a black marker into the red paper.

STEP 4



Glue the paper on top of the lollipop sticks. Well done!