

EVERYTHING'S
ROSIE

ROSIE'S LOLLIPOP STICK BUTTERFLY



© V&S Entertainment Ltd

WHAT YOU WILL NEED:



coloured paper



coloured lollipop stick



glue



scissors




pencil

STEP 1




Draw a half wing shape into the coloured paper.

STEP 2




Fold the paper in half.

STEP 3




Cut the wing shape and open the folded paper.

STEP 4



Glue the lollipop stick at the center of the paper wings.

STEP 5



Decorate your butterfly using other coloured papers. Well done!

