


EVERYTHING'S
ROSIE

ROSIE'S STAR READING POINTER



© V&S Entertainment Ltd

WHAT YOU WILL NEED:



cardboard



coloured paper



lollipop stick



flat beads



glue




scissors

STEP 1




Cut a star shape out of a piece of cardboard.

STEP 2




Cover the star shaped cardboard with coloured paper.

STEP 3



Glue the lollipop stick to the back of the cardboard.

STEP 4



Decorate the handle using flat beads.
Well done!