


EVERYTHING'S
ROSIE


Rosie's Paper Plate Sun



© V&S Entertainment Ltd



WHAT YOU WILL NEED:



paper plate



crayons



scissors




glue




paper straws

STEP 1




Cut six paper straws in half. You will need twelve pieces of straw for your sun rays.

STEP 2



Glue each straw to the back of the paper plate.

STEP 3



Using your crayons, draw a face on your paper plate sun and you are done!